

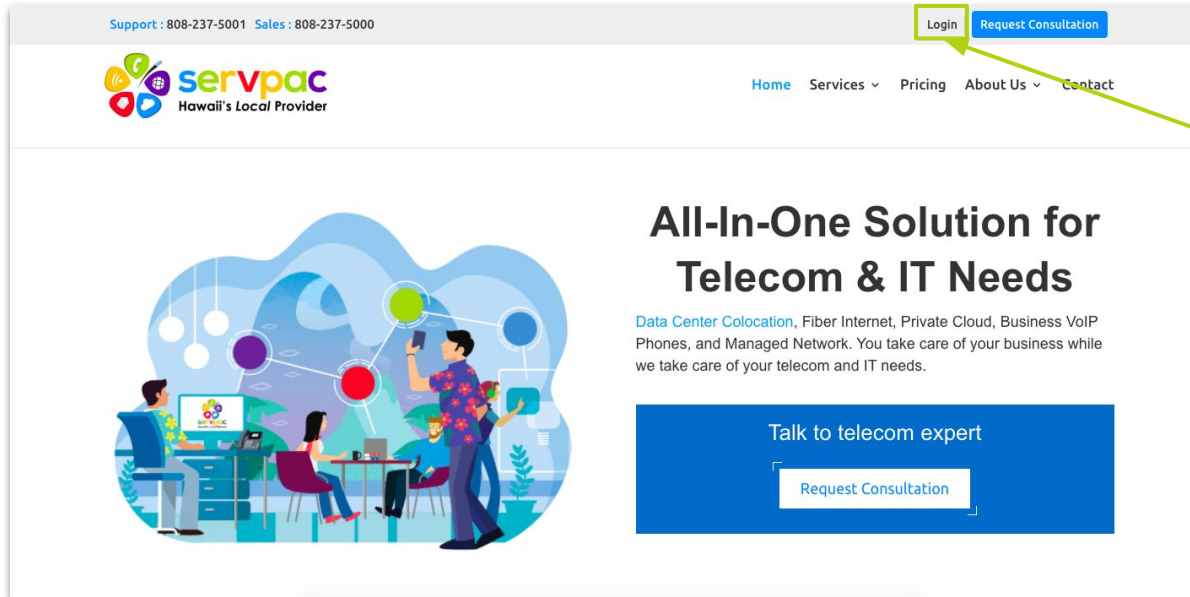


**servpac**

HAWAII'S CLOUD SOLUTION

# ACCESSING COLO OPTIONS VIA WEB PORTAL


# WEB PORTAL ACCESS



- Go to [www.Servpac.com](http://www.Servpac.com)
- Click on “Login”

# COLO TAB

## Devices

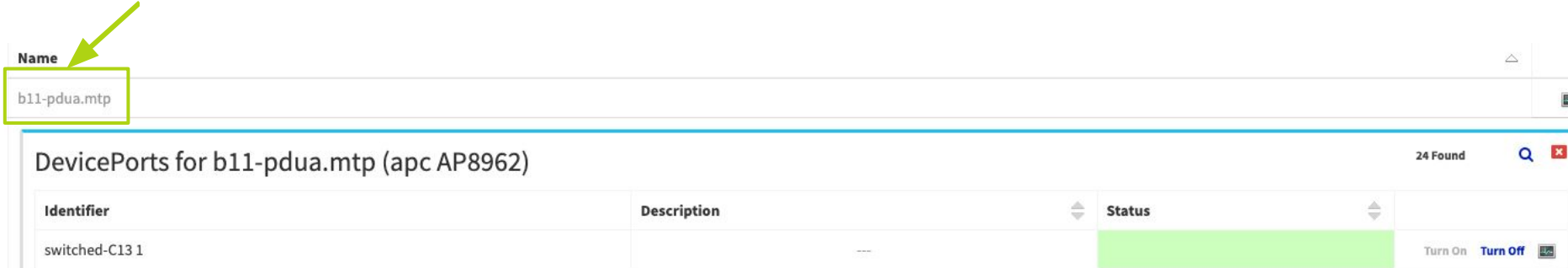
2 Found 

Name	
b11-pdua.mtp	
b11-pdub.mtp	

- Click the Colo tab
- From here you can:
  - See/edit the PDUs
  - Check the power usage

# PDU TABLE

Click the PDU name



Name
b11-pdua.mtp



  

DevicePorts for b11-pdua.mtp (apc AP8962)			24 Found
Identifier	Description	Status	
switched-C13 1	---	<span style="background-color: #90EE90; width: 20px; height: 10px;"></span>	Turn On Turn Off

## Columns:

- **Identifier:** Port number
- **Description:** For customer use to remember what is plugged in
- **Status:** Green port is on, Grey port is off
- **Turn On/Off:** Grey is what is current, Blue is what you can click on
- **Graph:** Graph that shows the history of the port on and off

# TURN OUTLET ON AND OFF



- Click the Turn Off link to shut down an outlet
- The loading circle will appear and it will take a few seconds (about 20 seconds)
- The status will turn from green to grey
- Click the Turn On link to re-enable the outlet
- The status will turn from grey to green

# OTHER TABS



- **Remote Hands:** You can create a new request if you need remote assistance. Please refer to the AUP for pricing and what types of assistance we can provide.
- **Shipments:** If you are shipping something to us, please fill out the form to let us know.
- **Cross Connects:** If you need another cross connect, please fill out the form to let us know.

# CONTACTS



## TECHNICAL SUPPORT

Email: [support@servpac.com](mailto:support@servpac.com)

Phone: 808-237-5001 (Option 1)

## CUSTOMER SUCCESS MANAGER

Lorraine Leong

Email: [lleong@servpac.com](mailto:lleong@servpac.com)